
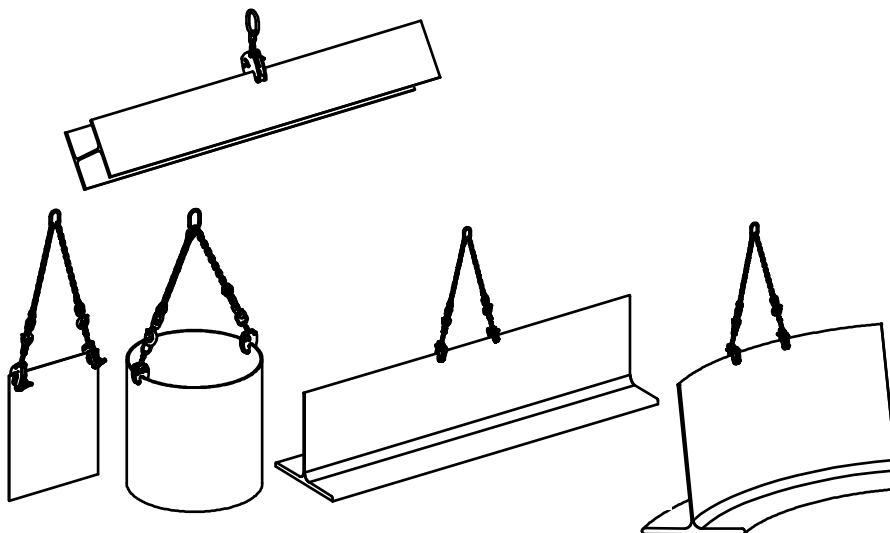


Applications

Lifting of plates, iron beams, welded parts, steel frames ...



Description

Clamps fitted with a safety spring mechanism for a permanent contact of the cam onto the piece to be lifted, even when it is being put down. The locking lever does not stick out so that it is never damaged. The corrugated cam only marks one side of the load.

Functioning

To open the clamp's cam, push the locking lever downwards. The locking appears automatic when the lever is being freed. The clamp's corrugated cam penetrates into the load's material. Lifting ensures proportional damping, thus avoiding marking the load excessively.

Remark:

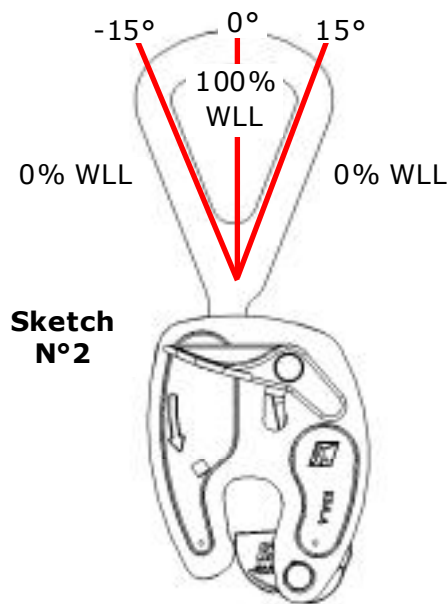
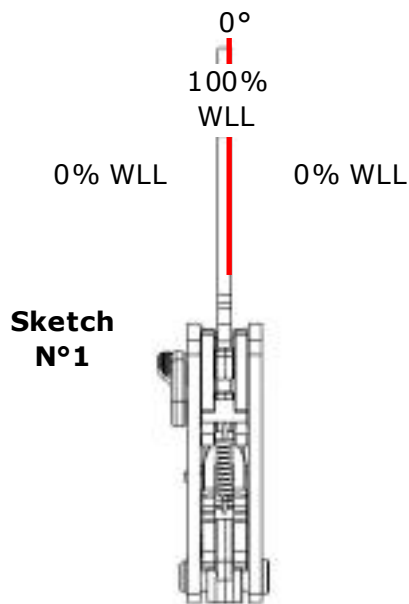
The clamp can be kept open by pushing the locking lever down against the clamp's body, until the lever retainer pin is activated in its housing on the clamp's flange.

To release, slightly pull the lever outwards so as to disengage the lever's pin from its housing.

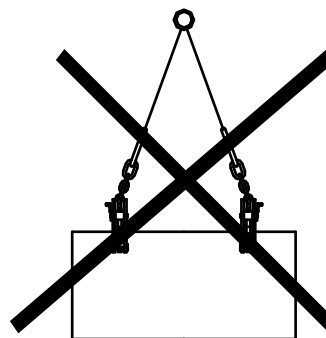
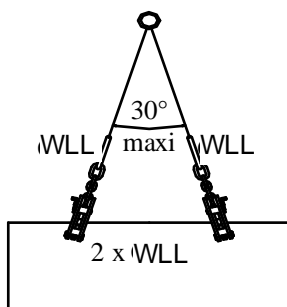
General characteristics

- Manufactured without load bearing welds.
- Safety factor: 3 in accordance with the EN 13155.2003 nom.
- Every clamp is tested twice the working load limit.
- 1 year warranty against any defect of fabrication.
-

- *Lifting function: always work on the axle of the damp (sketch 1) and never exceed the allowable 15° angle of the ring (sketch 2).*



- *Lifting of loads in a vertical position with 2 clamps and no lifting beam do not exceed the 30° sling angle and ensure the damps are in line with the slings (sketch 3).*



- *Tilting or lifting of loads in a horizontal position: IMPOSSIBLE. Use KS clamps with chain for these applications (sketch 4).*

Important instructions

- Never use for personnel lifting.
- Strictly forbidden to either be walk or to be under the load.
- It is imperative to respect the value of the working load limit (WLL).
- A KSA doesn't permit revolving (use a KS damp with chain for revolving plates) – user angle is limited between -15° and $+15^{\circ}$ regarding vertical position.
- Do not use for fragile loads.
- Using a KSA marks the load.
- The plate or piece to be lifted must always be fully engaged into the throat of the clamp.
- Load maximum surface hardness: 300 HB and minimum tensile strength 20 daN/ mm².
- Some stainless steels are particularly abrasive ; closely check the condition of the cam's teeth in this case.
- The minimum weight of lifting load should be equal to 5% of the damp's WLL (eg if damp's WLL is 1000 kg, then minimum weight is 50 kg). This value is given for a damp in perfect working order and respecting Tractel Solutions SAS conditions of use and recommendations. Consult Tractel in case of loads with weight inferior to the minimum recommended value.
- Lifting clamps are not suitable for creating permanent joints.
- For safety's sake, ensure the damp's are always unlocked when not in use (cam closed).
- Never lift more than one plate at a time.
- Apply the down gradation if necessary.
- Working temperature: -20° to $+100^{\circ}\text{C}$.

Dimensional characteristics

Ref.	Group code	WLL kg	Opening		A*		B	C	D	E	F	G	H	I	J	K	L	Weight kg
			min	max	min	max												
KSA075 0-15	54768	750	0	15	228	255	129	97	45	39	70	55	6	15	12	34	53	1,6
KSA1 0-20	54778	1 000	0	20	245	280	173	128	60	49	70	65	8	15	16	43	67	3,4

* value for the min. and max. opening of the damp.

Dimensions in mm

